



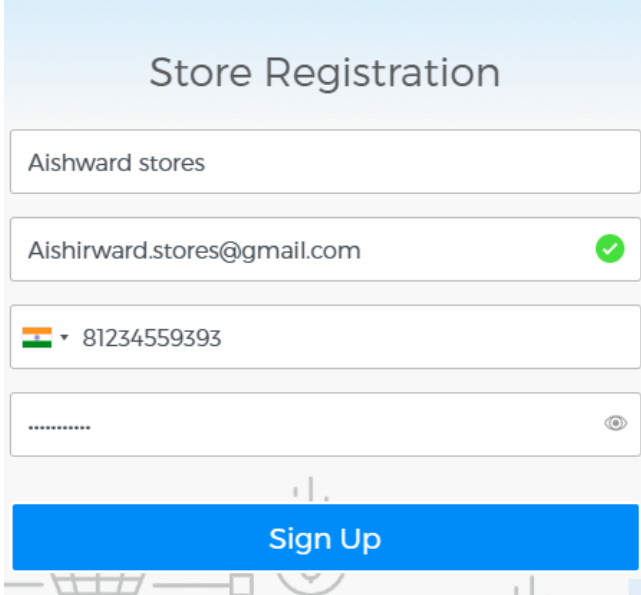
SellerApp Onboarding

Details Required

1. Store registration
2. Store Account details
3. Store KYC details
4. Inventory details

Store Registration

1. Store name
2. Store Email (personal works)
3. Phone number
4. Password



A screenshot of a mobile application's 'Store Registration' form. The form is titled 'Store Registration' and contains four input fields. The first field is for the store name, containing 'Aishward stores'. The second field is for the store email, containing 'Aishirward.stores@gmail.com' and a green checkmark icon. The third field is for the phone number, containing a dropdown menu with the Indian flag and the number '81234559393'. The fourth field is for the password, containing a series of dots and an eye icon. A blue 'Sign Up' button is located at the bottom of the form. The background of the form is light blue.

Store Registration

Aishward stores

Aishirward.stores@gmail.com ✓

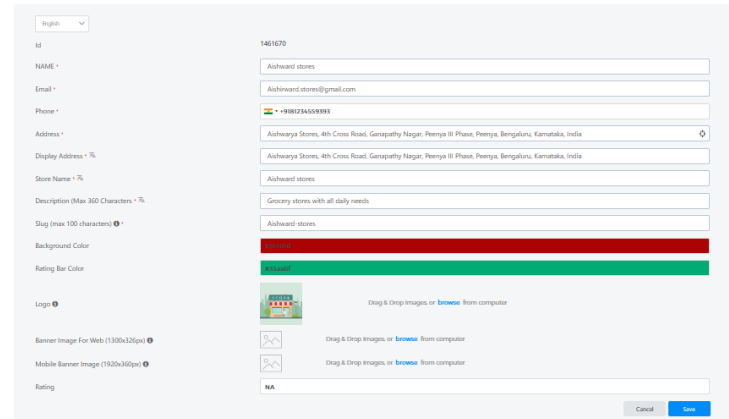
India ▼ 81234559393

..... 👁

Sign Up

Store Details

1. Pick up address of the store
2. Display address of store on the buyer app
3. Description of the store
4. Logo of the store
5. Rating or review option



The screenshot shows a form for editing store details. The form is titled '1461070' and contains the following fields:

- Id:** 1461070
- NAME:** Ashward stores
- Email:** Ashward.stores@gmail.com
- Phone:** +918124559893
- Address:** Ashwarya Stores, 4th Cross Road, Ganapathy Nagar, Peenya II Phase, Peenya, Bengaluru, Karnataka, India
- Display Address:** Ashwarya Stores, 4th Cross Road, Ganapathy Nagar, Peenya II Phase, Peenya, Bengaluru, Karnataka, India
- Store Name:** Ashward stores
- Description (Max 300 Characters):** Grocery stores with all daily needs.
- Slug (max 100 characters):** Ashward-stores
- Background Color:** A red color swatch is selected.
- Rating Bar Color:** A green color swatch is selected.
- Logo:** A logo image is displayed with the text 'Ashward' and '1461070' below it. Below the image is the text 'Drag & Drop Images, or browse from computer'.
- Banner Image For Web (1300x350px):** A placeholder image is shown with the text 'Drag & Drop Images, or browse from computer'.
- Mobile Banner Image (1920x350px):** A placeholder image is shown with the text 'Drag & Drop Images, or browse from computer'.
- Rating:** NA

At the bottom right of the form, there are 'Cancel' and 'Save' buttons.

Store KYC Details

1. Support mail & phone number
2. Banking details

Additional Information ⓘ

General Fields

SUPPORT PHONE

SUPPORT EMAIL

SUPPORT URL


GST NUMBER

Banking Details

Bank details are collected in a google secure form.

ONDC Payout Details

Please Provide Details correctly. — [REDACTED] or ondc@sellerapp.com for any issues.


[REDACTED] [Switch account](#)  Draft saved

The name and photo associated with your Google account will be recorded when you upload files and submit this form. Only the email you enter is part of your response.

*** Required**

Email *

Your email

 This is a required question

Legal Entity Name Of Your Store? *

Your answer

Inventory Details

We take inventory listing in a google form as its easily accessible and reliable

Seller/Brand Information

Fill in the details of the Seller Or Brand.

[Switch account](#) 📄 Draft saved

The name and photo associated with your Google account will be recorded when you upload files and submit this form. Your email is not part of your response.

*** Required**

Name *

Your answer _____

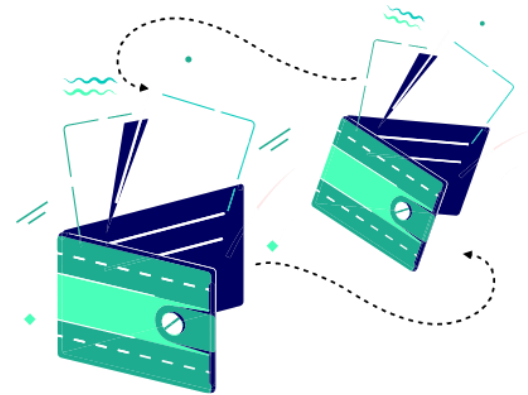
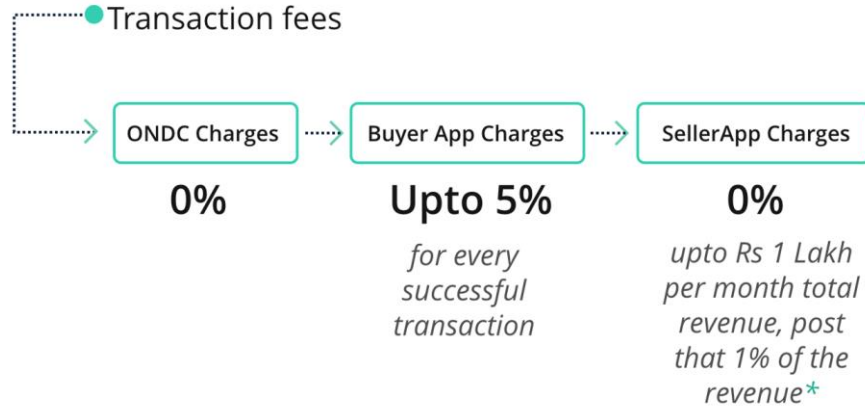
⚠️ This is a required question

SellerApp Store ID *

Your answer _____

⚠️ This is a required question

Transaction Fees



Payment Aggregator

**Payment aggregator
(Buyer app or Seller
app) pays after the
return window closes.**

Seller Application

**we resolve the payment
with all the buyer
applications and
logistics.**

Seller

**Payment gets credited to
the seller account with
the name Sellmetric.**

Thank You